

Supplementary Material

Characterization of microbial regrowth potential shaped by advanced drinking water treatment

Ikuro Kasuga ^{a,*}, Hitomi Nakamura ^a, Futoshi Kurisu ^b, Hiroaki Furumai ^b

^a Department of Urban Engineering, Graduate School of Engineering, The University of Tokyo, 7-3-1 Hongo, Bunkyo, Tokyo 113-8656 Japan

^b Research Center for Water Environment Technology, Graduate School of Engineering, The University of Tokyo, 7-3-1 Hongo, Bunkyo, Tokyo 113-8656 Japan

*Corresponding author. E-mail: kasuga@env.t.u-tokyo.ac.jp

Department of Urban Engineering, Graduate School of Engineering, The University of Tokyo, 7-3-1 Hongo, Bunkyo, Tokyo 113-8656 Japan

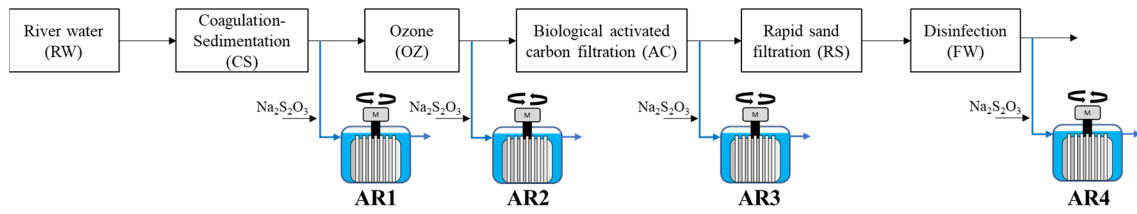


Fig. S1 Advanced drinking water treatment process and operation of annular reactors (AR1-AR4)

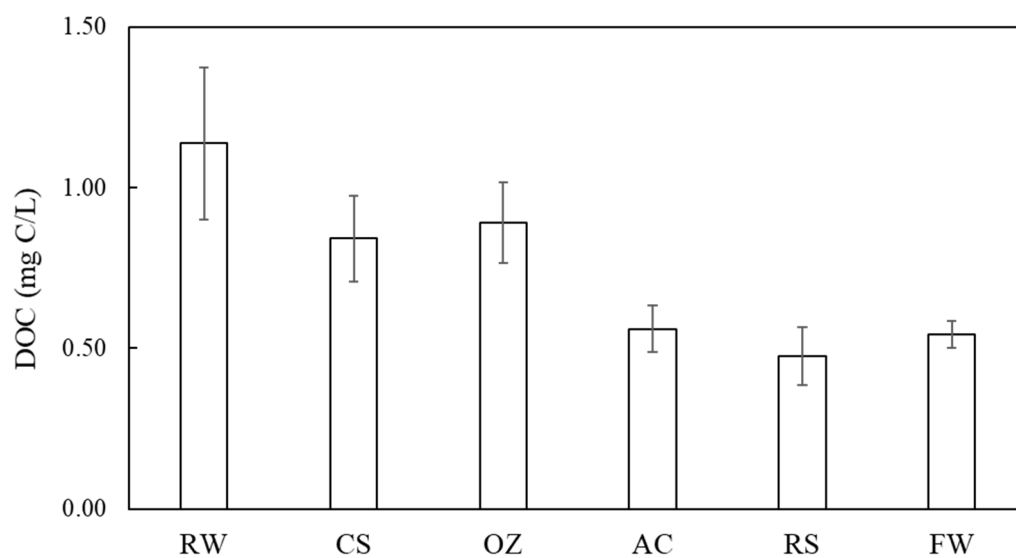


Fig. S2 DOC changes along the treatment process during the study period. Error bars indicate the standard deviation (n = 10). RW: raw water; CS: coagulation-sedimentation; OZ: ozonation; AC: BAC filtration; RS: rapid sand filtration; FW: finished water.

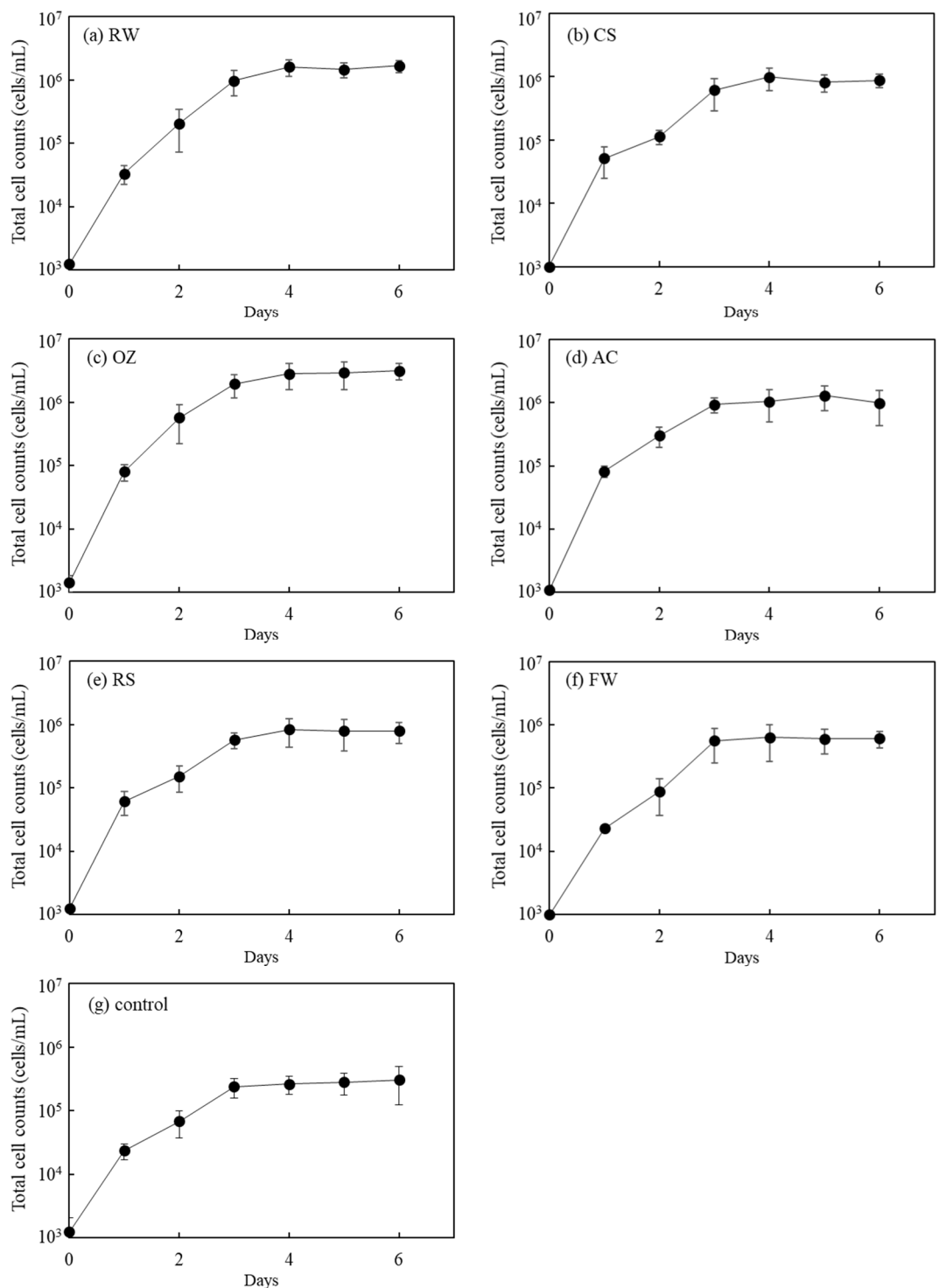


Fig. S3 TCC changes in in different water samples. Error bars indicate the standard deviations of triplicate measurements. RW: raw water; CS: coagulation-sedimentation; OZ: ozonation; AC: BAC filtration; RS: rapid sand filtration; FW: finished water; control (Milli-Q).

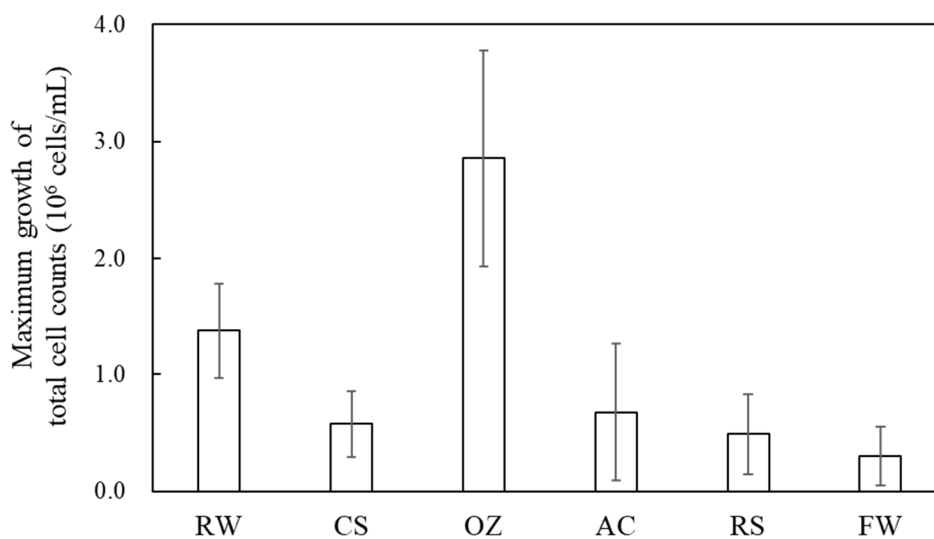


Fig. S4 The maximum growth levels of water samples seeded with the microbial community in AR4 effluent. Error bars indicate the standard deviation of triplicate measurements. RW: raw water; CS: coagulation-sedimentation; OZ: ozonation; AC: BAC filtration; RS: rapid sand filtration; FW: finished water.